

SHERWOOD

BRUT PRO

OWNER'S MANUAL

PART NUMBERS

SRB9150 - Brut Pro A-Clamp (Yoke) -

SRB9150D-CE - Brut Pro 300 bar ISO (DIN) -

Brut Pro Regulator



1ST STAGE - 9000 Series
A-Clamp (Yoke) Version



1ST STAGE - 9000 SERIES
300 bar ISO (DIN) Version

Brut Pro Regulator



2ND STAGE

Side View




Top View





BRUT PRO



Large co-molded mouthpiece uses two different density silicone tabs reduces jaw fatigue

Pneumatically balanced 2nd stage provides low breathing effort

Single Valve Tube Construction provides a precise channel for the poppet to travel

TABLE OF CONTENTS

Warnings Caution & Notes (Definitions).....	6
Training requirements / Specialty Diving Scenarios	7 - 8
Multiple divers using the same regulator	9
Chemicals, Lubricants, Disinfection	10
Initial Setup	11
Before each dive	12
After the dive	14
Storage & Transport	15
Inspections & Services	16
Limited Lifetime Warranty & Limitations	17 - 19
Applications & Regulator Limitations	20
Additional components needed Obsolescence	21
CE & UKCA Certification	22 - 23
Service Records Log	24 - 25

THANK YOU FOR CHOOSING SHERWOOD REGULATORS

To get the most satisfying use of this product, please take time to read this entire manual to understand the use and limitations of the product before you attempt to use it. If you have any questions contact your Authorized Sherwood Scuba Dealer for immediate attention or you may contact us at www.SherwoodScuba.com.

This manual uses standard signal words and symbols to communicate the presence of possible hazards. The definitions of these indicators are as follows.



WARNING

Indicates a potentially hazardous condition or situation which, if not avoided, could result in serious personal injury or death.



CAUTION

Indicates a potentially hazardous condition or situation which if not avoided may result in moderate or minor injury. It may also be used to alert against practices that may cause harm or permanent damage to equipment.

PLEASE READ CAREFULLY BEFORE ATTEMPTING TO USE THIS EQUIPMENT



WARNING

Sherwood Scuba equipment is to be used only by individuals trained and certified by a national recognized scuba training agency. Assembling scuba equipment and/or diving without the necessary training in safety procedures or without observing practices outlined by your training agency for your level of certification is extremely hazardous and could result in serious injury or death. The contents of this manual are not a satisfactory substitute for certified scuba instruction.



WARNING

Specialty Diving: This Sherwood Scuba regulator is designed to perform under demanding conditions. However, before you attempt to participate in specialized diving activity you must receive appropriate training in that specialty. Failure to receive training and to master the skills required for these advanced activities could subject you to conditions that could result in death or serious injury.

Some examples of advanced diving activities include, but are not limited to:

Deep Diving - Deeper than the generally recognized recreational diving limit at 40 meters (135 feet) of seawater.

Decompression Diving - At combined depth and duration exposures requiring mandatory decompression stops.

Cold Water Diving - Diving in water temperatures less than 10°C (50°F) may require special techniques to avoid conditions that could result in freezing conditions inside regulators and valves. Training should include problem avoidance techniques and emergency procedures for dealing with uncontrolled gas flow from the regulator or valve.

Cave or Wreck Diving - Diving in any situation that provides an overhead environment requires knowledge of the hazards associated with such a location and specialized configuration of your diving equipment including the proper set up of the alternate breathing supply. Failure to observe recommended practices could result in death or serious injury.



WARNING

Multiple Divers: For escape purposes; if a scuba system using this Sherwood regulator is configured to be used by more than one diver at the same time, then **it shall not be used at depths greater than 30 meters and in water temperature not below 10°C.**

The use of an auxiliary emergency breathing system using the same 1st Stage in temperature less than 10°C is not a preferred configuration & the use of alternative fully independent systems is advised. Only SCUBA systems in compliance with (EU) 2016/425, (UK) 2016/425 as brought into UK law and amended and EN250:2014 can be used as an escape device by more than one user at the same time.



CAUTION

Chemicals and Lubricants. Do not use any lubricants on your regulator between service overhauls or inspections. No additional lubrication is required and the use of improper lubricant could introduce conditions adverse to respiratory health or increase the risk of fire hazard.

Disinfection. To minimize the risk of pathogen growth inside your regulator's 2nd Stage and mouthpiece areas is recommended to use a proper disinfection method after diving & before storing your regulator system.

In addition to fresh water rinse to minimize mineral build up also prepare a suitable disinfectant solution that can be a commercially available one such as Sterainios 2% (Glutaraldehyde). Submerge the 2nd stages in the solution for 3 - 5 minutes, remove from solution rinse off with abundant clean fresh water.

Additional information can be found here:



If the recommended solution is not available in your location, prepare a mix of water & bleach at a 10% concentration but no less than 4%. Submerge the 2nd stage(s) independently from the rest of the regulator for 2 - 3 minutes. Rinse again with abundant fresh water to wash out the disinfectant residues. Be mindful that if you leave the regulator inside the disinfectant solution for long periods of time, or it is not rinsed properly the chemicals could affect the components of the regulator. The use of the recommended disinfection solutions will not have an adverse effect when used as indicated within this instructions.

INITIAL SET UP

Take time to register your ownership of your new Brut Pro regulator (click on the link below)

<https://www.sherwoodscuba.com/support/product-registration>

Registration is necessary to participate in Sherwood's free service parts program and to receive product update notices. (Find more information regarding the free parts program in page #18 of this manual).

Your Authorized Sherwood Dealer is an excellent resource for setting up your regulator the first use such as the installation of important ancillary devices such as a Submersible Pressure Gauge or Dive Computer, Alternate Air Source & Buoyancy Compensator, as well as the initial system pressurization and any fine tune final details your regulator may need before diving with it for the first time.

The proper installation & testing of those additional components on your Brut Pro should be left to a qualified technician.

BEFORE EACH DIVE

Inspect your regulator and all associated equipment for loose or missing parts or evidence of damage. Do not use the regulator until loose or damaged parts are repaired or properly adjusted.

Connect the regulator to a cylinder. Pressurize the system. Test the regulator by purging the 2nd Stage a few times & then breath through it while at the surface before entering the water. Operating the purge alone does not adequately check the regulator for proper operation. Check the entire system for signs of air leakage, inspect tank valve O-ring & correct or replace if necessary but if leakage persist contact your Sherwood service center.

After your Brut Pro & all associated equipment has been properly tested and you are sure there are no leaks perform simple test dive in shallow water in a controlled environment such as a pool to verify that the system performs normally and you are familiar with its operating characteristics. Such a test dive may expose potential problems before you arrive at your final dive destination and will assist on avoiding potentially disappointing or hazardous scenarios.



Once prezurized do not attpmt to reposition the regulator to achieve a different hose orientation. Further, do not attempt to carry the assembly by the hoses or by using the installed regulator as a handle for lifting the cylinder. This may damage components and compromise your dive.

The regulator should be connected on the cylinder using a valve that complies with EN ISO 12209: 2013.

Following this standard, this Sherwood regulator has a connection that is either:

Yoke (A-Clamp) fitting with a working pressure of 232 bar or a 300 bar ISO threaded fitting with a working pressure of 300 bar.

NOTE: Both configurations have been tested at a maximum pressure of 300 bar (4350 psi).

Your Sherwood Brut Pro regulator has been designed to provide an ample air supply with minimal resistance. This should provide you with plenty of time of comfortable diving. Hoever, if you feel the breathing is labored or distressing for any reason do not continue to dive. Have your regulator evaluated by your Authorized Sherwood Dealer before continuing to dive with it.

The initial opening effort required to start air flow with inhalation is intentionally set low to provide you with effortless breathing. You may also unintentionally start air flow if you impact the second stage upon entering the watter or suddenly remove the regulator from your mouth during inhalation. Sometimes this will cause the regulator to continue to flow. If this occurs, simply cover the mouthpiece opening with your thumb or put the regulator back in your mouth. The flow should stop, if it does not, then you must terminate the dive and have the regulator examined.

AFTER THE DIVE

The best time to clean your regulator is as soon as possible after concluding diving activity for the day. Use regular fresh water. Delayed rinsing of the equipment increases the opportunity for corrosion or mineral deposits to from which eventually may degrade performance of the regulator.

If possible, you should rinse the regulator while it is still pressurized. This minimizes opportunities for contaminants to reach interior passages of the regulator.

If you are not able to leave the unit pressurized for rinsing, then be certain to replace the 1st stage's inlet protector (Dust Cap) before rinsing. During the rinsing process do not depress the second stage purge as tghis will cause the demand valve to open providing an opportunity for water & contaminants to enter the valve sitting area potentially flooding sentitive parts at the 1st stage. Ensure the regulator has dried completely before storing it.

STORAGE AND TRANSPORT

Be certain the regulator is dry before storage to minimize opportunities for bacteria or fungal growth. Although the regulator will tolerate short periods of temperature extremes between -20°C & 70°C (-4°F & 160°F), it should be stored inside a regulator bag at room temperature between 15°C - 29°C (59°F - 85°F) and away from direct sunlight (UV) exposure to maximize the life of the various components in the regulator.

Storage near electrical equipment such as motors, computers and other appliances exposes the regulator to ozone which can prematurely deteriorate certain seals and rubber parts.

Although your Sherwood regulator is made out of very high-quality components it is advised to transport your regulator using an appropriate padded carrying bag to prevent damages during transportation.

INSPECTIONS & SERVICES

In order to maintain the warranty and optimum performance it is required that the regulator be inspected annually or anytime you suspect that performance has decreased or damage has occurred. Yearly inspections are important as they could reveal an issue that can be resolved before reaching a diving destination. A complete service (between inspections) by an Authorized Sherwood Dealer every other year or after 300 hours of recreational use, whichever comes first; bi-annual (24 months) service is also required to maintain warranty status. Service sooner depending on the severity of the environmental conditions or level of user care and cleaning.

With each inspection or service your Authorized Sherwood Scuba Dealer is required to register the event at:

<https://www.sherwoodscuba.com>

Ask your dealer to print you a copy of the service registration, as record of the service for your personal archives.

Be aware that if the regulator is used for rental, training, institutions or public service purposes, it will require complete overhaul and a factory prescribed service every three to six months depending on environmental conditions and the severity of use. Water used in pools is a especially damaging environment for SCUBA equipment due to the high levels of chlorine and other commonly used pH balancing chemicals that cause components to rapidly deteriorate.

LIMITED LIFETIME WARRANTY

Sherwood Scuba warrants that the Brut Pro model regulator purchased from **Authorized Sherwood Dealers** shall be free of defects in workmanship and materials for the lifetime of the regulator to original purchaser.

Under this warranty Sherwood will either repair or replace, at its sole option, any original parts that fail to perform as intended. This warranty excludes products subject to abuse, neglect, alterations or improper unauthorized service. Warranty also excludes parts subject to wear such as hoses, mouthpieces, seals, and metal parts with mild corrosion from exposure to seawater.

Under this warranty plan, Sherwood will replace warranted parts but the labor to replace such parts is excluded and is the responsibility of the owner.

In order to use this warranty, you must provide proof of purchase from an **Authorized Sherwood Scuba Dealer**. Save your receipts as proof of purchase. If you are unsure as to whether a dealer is authorized, contact us at www.SherwoodScuba.com for verification.

WARNING - Aside of fresh water rinsing after every dive & the storage precautions discussed in this manual, this Sherwood Regulator does not have end-user serviceable components nor service protocols that are intended for the end-user to perform.





Under certain circumstances you may be eligible for free service parts. Consult your Authorized Sherwood Dealer to determine eligibility.

To qualify for the free service parts program, you must:

1. Purchase your Brut Pro from an Authorized Sherwood Scuba Dealer.
2. Register your Brut Pro via SherwoodScuba.com within 30 days following purchase, the registration must include your regulator's serial number linked to your name as the original purchaser.
3. Obtain an inspection of the Brut Pro regulator annually by an Authorized Sherwood Scuba service center and retain proof of inspection.
4. Obtain a complete service (complete product overhaul), by an Authorized Sherwood Scuba service center a year after inspection & at intervals not exceeding 24 months or 300 hours of use. Retain proof of complete product overhaul.
5. Present a copy of the original sales receipt and proof of annual inspection.

Note: Free parts program does not include the cost of labor to service or inspect.

Sherwood Scuba specifically disclaims liability for any consequential, special or indirect damages arising out of the use of your Sherwood Scuba regulator.

Warranty laws in your state or location may affect your rights and should be consulted if you believe the terms of the warranty do not apply to you.

WARRANTY LIMITATIONS

1. This warranty does not cover normal wear. Factory prescribed service by an Authorized Sherwood Scuba Dealer is required at minimum annually.
2. This warranty does not extend to damages caused by improper use, improper maintenance, neglect, unauthorized repairs, modifications, accidents, fire or casualty.
3. Cosmetic damage, such as scratches, dents, and nicks are not covered by this warranty.
4. This warranty does not extend to equipment used for rental, commercial, or military purposes.
5. This warranty covers products purchased in the United States. For warranties that may apply elsewhere, please contact your local representative.
6. Failure to meet any of the above requirements will render the warranty null and void.

RETURNING YOUR REGULATOR FOR SERVICE

Whenever your regulator requires annual service or warranty repair, Sherwood requires that you bring it or send it to your nearest authorized Sherwood dealer.

If you need to return products covered by this warranty, please provide your dealer with photocopies of your original sales receipt, and ask them to print a copy of the service records that are maintained at www.SherwoodScuba.com.

APPLICATION & REGULATOR LIMITATIONS

The Sherwood regulator described in this manual is only intended for underwater diving & must be used in conjunction with a complete scuba system.

In compliance with Regulation 2016/425 & UK Regulation 2016/425 as brought into UK law and amended, Chapter IV, Article 18, Annex I & Annex II Clause 1.4 (h) this demand regulator is considered a Personal Protective Equipment Category III; (b) atmospheres with oxygen deficiency & (i) drowning. This Sherwood Brut Pro regulator is designed to provide the diver with a breathable gas mixture while in an underwater environment. The HP port on the 1st Stage of the unit allows the diver to install a pressure indicator that can warn the diver of an approaching failure of the breathable gaseous mixture.

In compliance with the EN250: 2014 standard, this diving regulator is expected to only be used with breathable compressed air. This breathable air must comply with the EN 12021: 2014 standard.

This demand diving regulator comprises a pressure reducer (commonly known as the first stage), with a pressure hose and a demand valve (commonly known as the second stage) with a mouthpiece.

In compliance with the EN250 standard, this regulator was tested at a water temperature 4°C & marked EN250 A.

This Sherwood regulator is intended for scuba diving in a subaquatic environment only & recreational purpose. This regulator is not intended for subaquatic jobs requiring specific protection for the breathing equipment. In particular, this equipment is not intended for diving in highly contaminated water & very poor visibility, (chemical products, water with large quantities of suspended solids or hazardous pathogens). Regardless of your underwater activity or the type of work intended, an air outage is a major risk to consider in autonomous diving. Your regulator must be connected to the appropriate & sufficient volume of breathable air for your planned dive.

This Sherwood Regulator is certified for a depth of 50 meters.

ADDITIONAL COMPONENTS NEEDED | OBSOLESCENCE

The Sherwood Brut Pro regulator described in this manual must be used in conjunction with the following items:

1. Cylinder(s) with valve(s) containing compressed air complying with EN 12021: 2014
2. Breathing gas pressure indicator
3. Facepiece: complete mouthpiece or half-mask for diving or complete mask;
4. Carrying system.

*The apparatus may also include the following sub-components:

5. Auxiliary breathing system
6. Manually operated buoyancy control system that may include releasable ballast.
7. Depth/time measuring device
8. Additional safety device(s)
9. Voice communication system

***NOTICE**, Items 5 to 9 could be considered additional items used with the intention to minimize risks.

Obsolescence

Sherwood Scuba considers 2 criteria of obsolescence; A: Obsolescence of the replaceable components during a bi-annual overhaul (2 years after the original date of purchase from an authorized dealer), those components become obsolete every time the regulator goes in for service at any authorized dealer & B: Obsolescence of a regulator model after it is out of production. Sherwood Scuba commits to support (with service kits, spare parts & technical support) each particular regulator model for a period of 10 years after the date a particular regulator model has no longer being produced.

Contact us at <https://www.sherwoodscuba.com/contact-us/contact-info> in case you have doubts or concerns regarding your product obsolescence.

Copyright

This user's manual is protected by the copyright law of March 11, 1957 regarding artistic & literary property. This manual may not be reproduced, copied, photocopied, or altered by any means; digital or analogue, in whole or in part, without prior consent in writing from Sherwood Scuba.

Sherwood Scuba is the manufacturer of this regulator, 6161 Atlantic Boulevard, Norcross, GA 30071 - USA.
EU Distributor: Technical Diving Courses F.F. ULRIKSGADE 34 2100 COPENHAGEN, DENMARK
UK Distributor: Midland Diving Equipment 57 SPARKENHOE STREET LEICESTER, ENGLAND LE2 0DT

CE & UKCA CERTIFICATION

The Sherwood regulator described in this manual has received the CE or UKCA type-examination certificate according to European & UK regulations establishing the conditions of release into the market & the fundamental safety requirements for third category Personal Protective Equipment (PPE).

Certification tests have been conducted according to the core requirements for health and safety set by European regulation 2016/425 or UK regulation 2016/425 as brought into UK law and amended.

The CE, EN250 & UKCA marks on the product denote the compliance with the mentioned requirements. 0958 number next to the CE markings is the identification code for SGS Fimko Oy Takomotie 8 00380, HELSINKI, Uusimaa Finland. 0120 number next to the UKCA markings is the identification code for SGS UK Rossmore Business Park Ellesmere Port, South Wirral, Cheshire CH65 3EN United Kingdom, both EU & UK are bodies controlling product compliance with above mentioned EU & UK regulations, as per module D of the EU regulation 2016/425, or Module D of the UK Regulation 2016/425, and EN250:2014

EN 250:2014 - The requirements and tests defined by the EN 250:2014 aim to ensure a minimum safety level for the operation of open circuit underwater breathing equipment. EN250 norm defines the minimum technical standards of acceptance for recreational scuba diving regulators & the EN250:2014 is the latest version of the EN250 norm. All Sherwood regulators have passed the certification test required by EN250:2014.

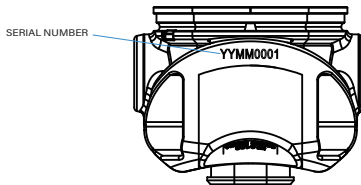
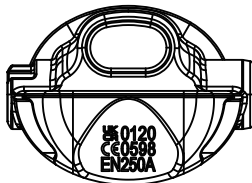
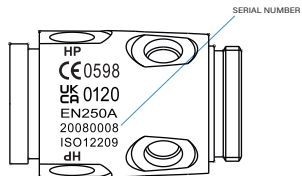
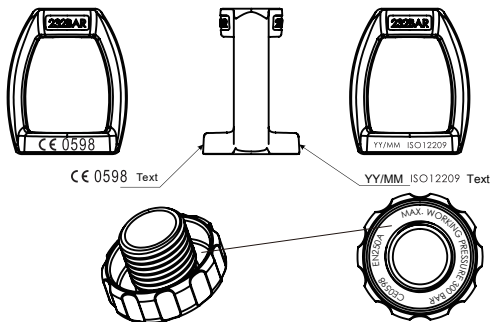
Additional information can be found by clicking on the links below:

<https://www.sherwoodscuba.com/ModuleFile/9000EU-DecConf.pdf?id=4800>

<https://www.sherwoodscuba.com/ModuleFile/9000UK-DecConf.pdf?id=4801>

Note: For better access to all the links provided within this manual go to SherwoodScuba.com & download a copy of the manual in PDF and access the links digitally.

CE & UKCA CERTIFICATION





Purchase Date: _____

First Stage S/N: _____

Second Stage S/N: _____

SERVICE RECORDS

Dealer: _____ Date: _____

Address: _____

Service Technician Signature: _____

Dealer: _____ Date: _____

Address: _____

Service Technician Signature: _____

Dealer: _____ Date: _____

Address: _____

Service Technician Signature: _____



Purchase Date: _____

First Stage S/N: _____

Second Stage S/N: _____

SERVICE RECORDS

Dealer: _____ Date: _____

Address: _____

Service Technician Signature: _____

Dealer: _____ Date: _____

Address: _____

Service Technician Signature: _____

Dealer: _____ Date: _____

Address: _____

Service Technician Signature: _____



WWW.SHERWOODSCUBA.COM